

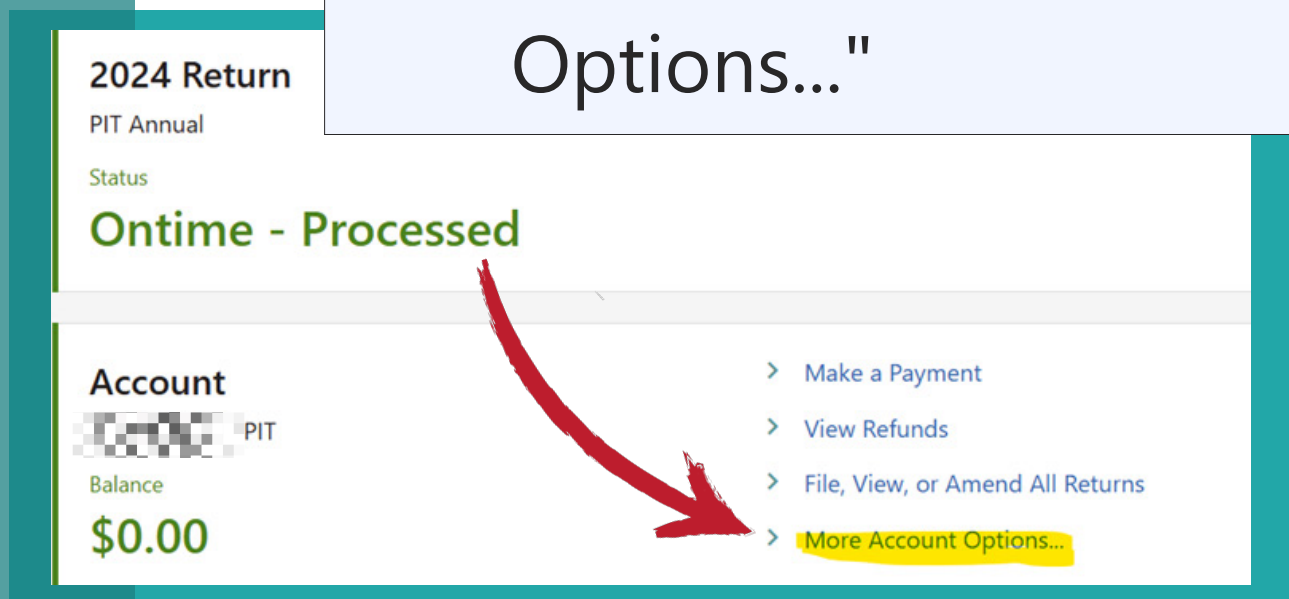
# How to: Cancel Payments

Taxpayer Access Point (TAP)

## Converted Payment Requests & Recurring Payments

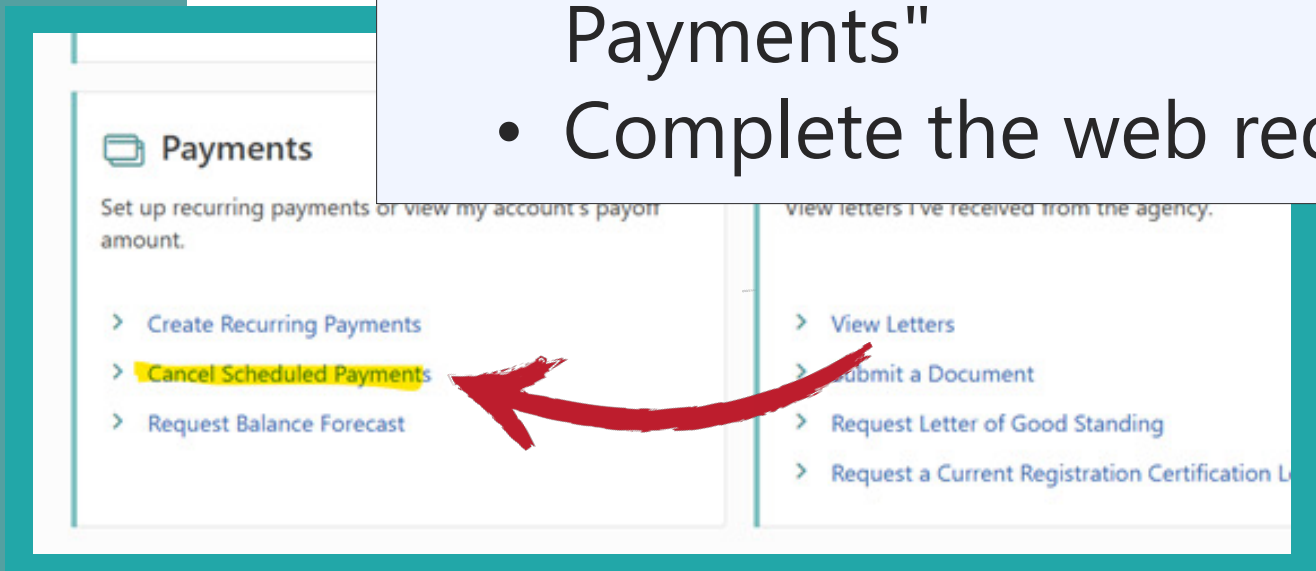
1.

- Log into TAP
- Select "More Account Options..."



2.

- In the Payments panel, select "Cancel Scheduled Payments"
- Complete the web request



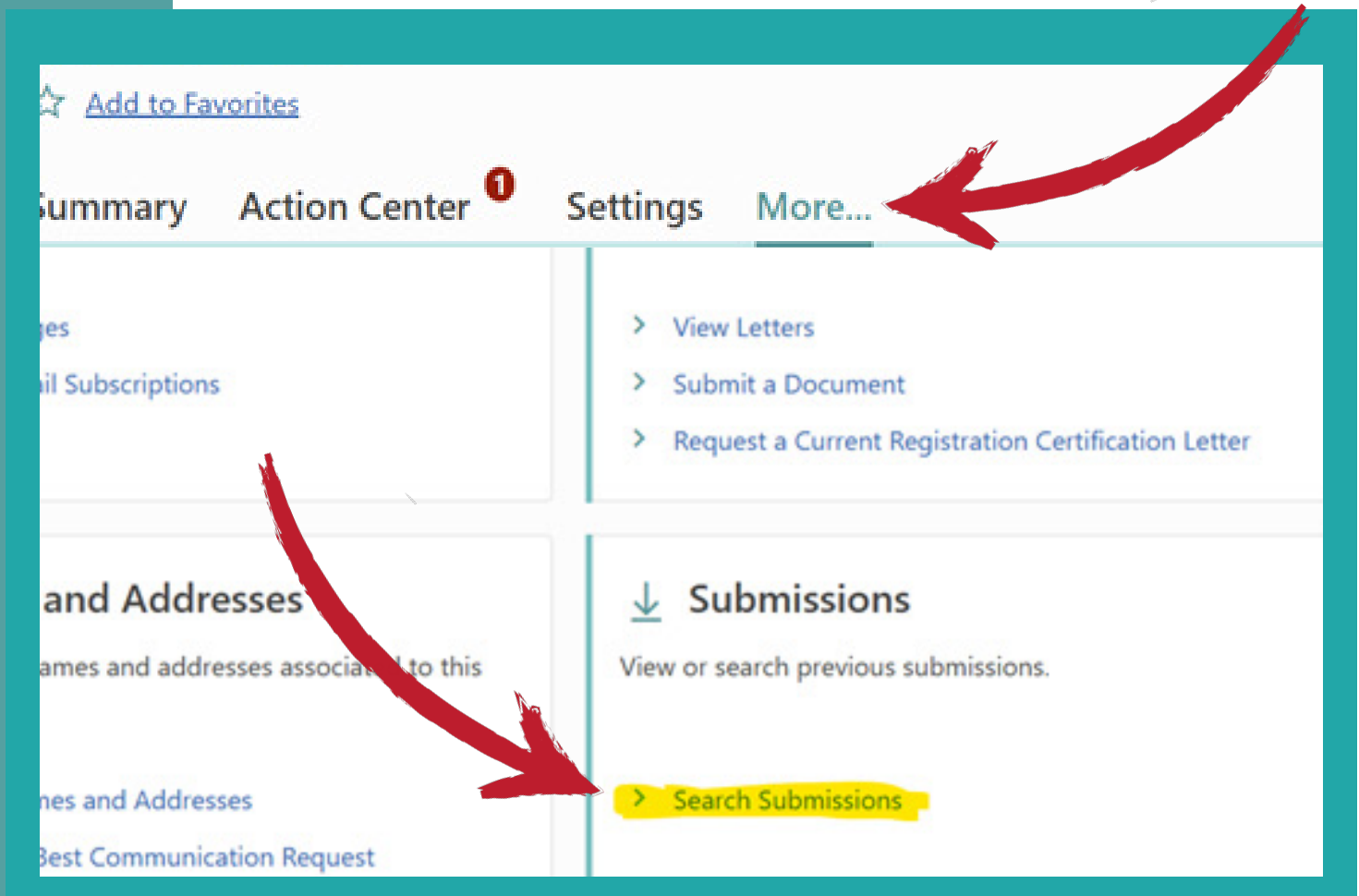
# How to: Cancel Payments

Taxpayer Access Point (TAP)

## Core21 'Make Payment Request'

1.

- Log into TAP
- Select the "More..." tab
- In the Submissions panel, select "Search Submissions"



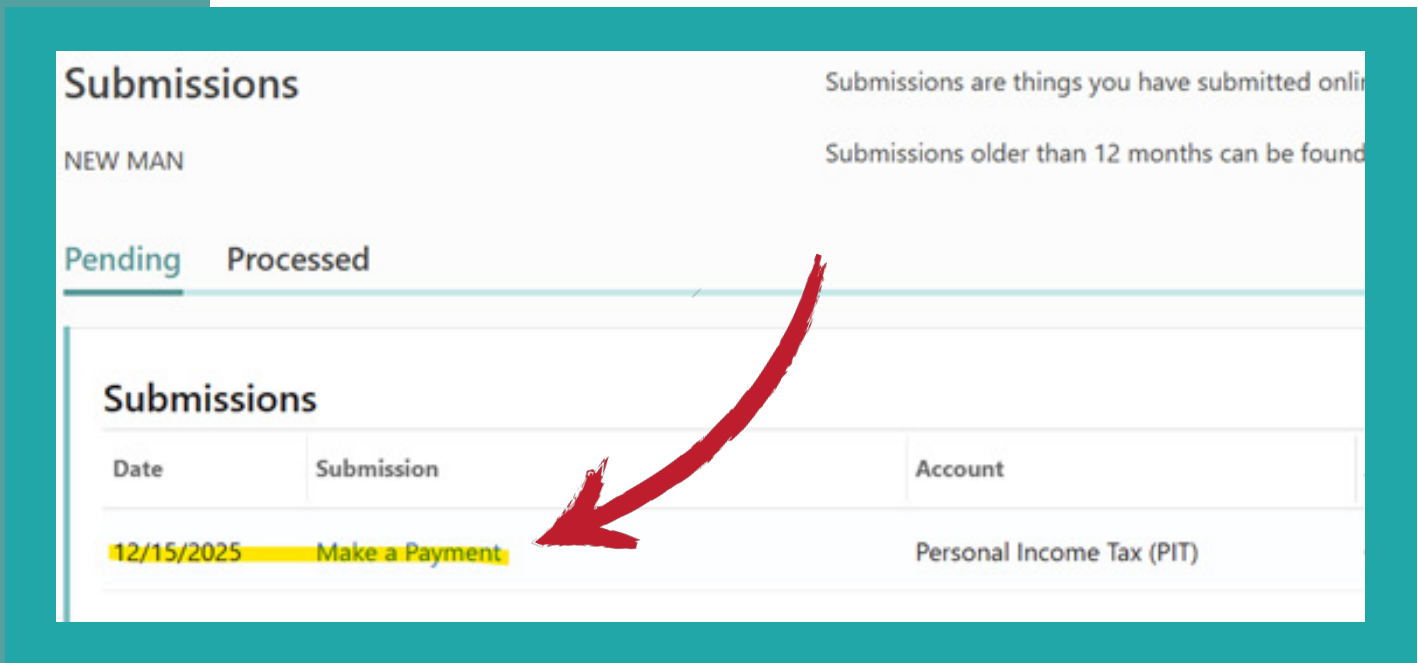
# How to: Cancel Payments

Taxpayer Access Point (TAP)

## Core21 'Make Payment Request'

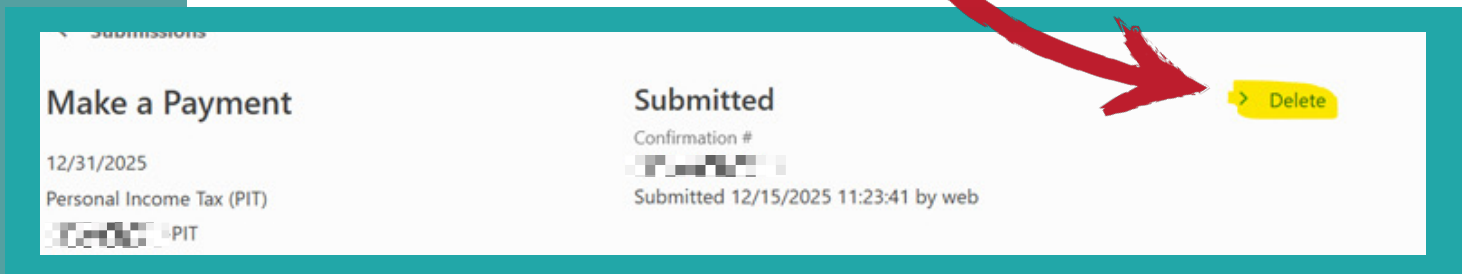
2.

- Select the submission



3.

- Select "Delete"



# How to: Cancel Payments

Taxpayer Access Point (TAP)

## Core21 Payments Attached to Return Requests Pending SQR 18521

1.

- Log into TAP
- Select the "More..." tab
- In the Submissions panel, select "Search Submissions"

☆ [Add to Favorites](#)

Summary

Action Center <sup>1</sup>

Settings

More...

s and Addresses

names and addresses associated to this

ames and Addresses

o Best Communication Request

Request a Current Registration Certification Letter

↓ Submissions

View or search previous submissions.

> Search Submissions

# How to: Cancel Payments

Taxpayer Access Point (TAP)

## Core21 Payments Attached to Return Requests Pending SQR 18521

2.

- Select the submission

Search		
Submissions		
Date	Submission	Account
12/15/2025	2024 PIT Return	Personal Income Tax (PIT)

3.

- Select the "Payment" tab
- Select "Cancel Payment"

### 2024 PIT Return

12/31/2024  
Personal Income Tax (PIT)

-PIT  
NEW MAN

### Processed

Confirmation #

Submitted 12/15/2025 11:40:23 by web  
Processed 12/15/2025 11:41:52

**\$6,166.72**  
Total Due

> Print

2024 PIT Return **Payment** Review

⌚ This payment is scheduled for 04/20/2026.

**Cancel Payment**